




Q-CAP WAVE STATIC WHITE

24VDC Flexible Fixtures



- Flexible encapsulated fixture
- Up/down bend
- 6" bend radius
- Interior and exterior rated (not including FC)
- Four different mounting options
- Available in seamless configuration for a continuous line of light
- Utilize clear endcaps for continuous runs
- 60% smaller than QTL's BOXA fixture
- Do not cut Non-Field Cuttable Q-CAP flexible fixtures

1	2	3	4	5	6	7	8	9	10	11
PRODUCT	MOUNTING	RATED	CCT	WATTAGE	LENS	WIRE INPUT/OUTPUT	CONNECTOR/ WIRE IN	CONNECTOR/ WIRE OUT	END CAPS	LENGTH
								N/A		48"

Sample Part Number: **WAVE-SW-WSC-DRY-30-2.0-ENC/TL-P1-BW-BW-N/A-48"-E**

1

PRODUCT

WAVE-SW

WAVE-SW-USA

Select USA option for BA, BAA and BABA projects.

See last page for compatible power supplies.

2

MOUNTING

PPS-2

PVC Clip

PPS-96

PVC Channel

PPS-LP-2

PVC Low Profile Clip

PPS-LP-96

PVC Low Profile Channel

WSC

White Snug Clip

BN-UD-SST-16'

16' BENDIT Up/Down Stainless Steel Channel

BN-UD-SST-32'

32' BENDIT Up/Down Stainless Steel Channel

BN-UD-WH-16'

16' BENDIT Up/Down White Channel

BN-UD-WH-32'

32' BENDIT Up/Down White Channel

White snug clip only for indirect cove use, not intended for hanging fixtures upside down.

PPS mounting clip recommended for seamless applications

3

RATED

DRY

IP20

WET

IP67

4

CCT

24

2400K

27

2700K

30

3000K

35

3500K

40

4000K

5

WATTAGE

1.0

1.0W-SO

2.0

2.0W-HO

4.0

4.0W-VHO

SO: Standard Output

HO: High Output

VHO: Very High Output

6

LENS

ENC/CL

Encapsulated in Clear

ENC/TL

Encapsulated in Translucent

For representation of LED visibility, see Diode Visibility section on following pages

7

WIRE INPUT/OUTPUT

S1

Single 1 (Input only) - End Feed

S5

Single 5 (Input only) - Seamless Feed

8

CONNECTOR/WIRE IN

BW

Bare Wire (Standard 24")

BRL

Barrel

CON6

Connector 6"

CON24

Connector 24"

BW: Standard length is 24". Max length is 120". Request custom length by writing in part number next to BW (example: BW48)

9

CONNECTOR/WIRE OUT

N/A

Closed End (No feed)

10

END CAPS

CL

Clear

WH

White

11

LENGTH

48"

Optimal

Minimum length is 12", maximum length is 191" not including end caps.

Contact us for lengths under 12".

Available in 1" increments.

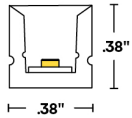
5 year warranty | Up/Down Bend | Data subject to change, all data has +/- 5% tolerance | Only FC fixtures are Field-Cuttable per installation instructions | Field Cuttable is not returnable or refundable after it has been cut



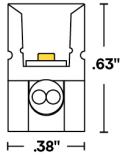
Q-CAP WAVE STATIC WHITE

24VDC Flexible Fixtures

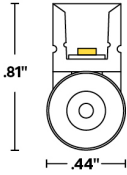
1 PRODUCT - DIMENSIONS



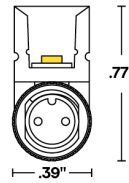
Profile
(Standard)



Profile
(Seamless bare wire)



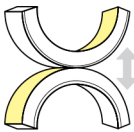
Profile
(Seamless barrel)



Profile
(Seamless CON6-24)

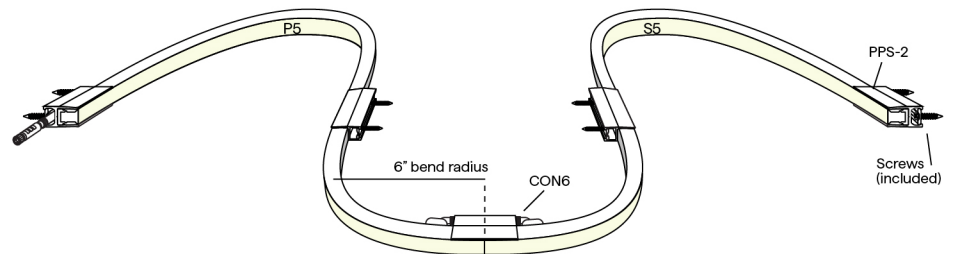
BEND RADIUS

Up/Down Bend



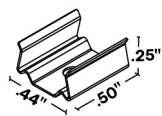
6" bending radius

FLEXIBILITY



2 MOUNTING

WSC

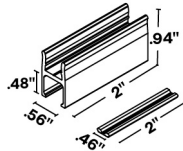


White Snug Clip
Indirect uplight

To order separately use WSC-02

Each clip comes with a #4x5/8" flat screw

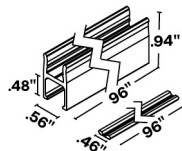
PPS-2



PVC Mounting Clip

To order separately use MICRO5-PPS2

PPS-96

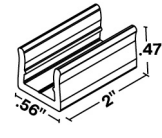


96" straight linear run

To order separately use MICRO5-PPS-96

Each clip comes with a #6" flat screw

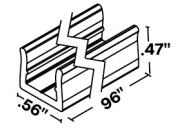
PPS-LP-2



Low profile PVC
Mounting Clip

To order separately use MICRO5-PPS-LP-2

PPS-LP-96



Low profile PVC channel
96" straight linear run

To order separately use MICRO5-PPS-LP-96

Each clip comes with a #6" flat screw

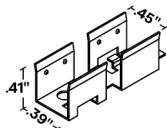


Q-CAP WAVE STATIC WHITE

24VDC Flexible Fixtures

MOUNTING CONTINUED

BN-UD



BENDIT Channel
Vertical Stainless Steel
Flexible Channel

Continuous mounting solution for
flexible fixtures, 16' or 32' field
cuttable lengths

To order separately use either
MICRO5-BN-UD-SST-16', MICRO5-
BN-UD-SST-32', MICRO5-BN-UD-
WH-16', or MICRO5-BN-UD-
WH-32'

64 #4-40 1/2" screws provided per
16'

4 / 5 DELIVERED LUMENS

[Calculated L70 = 40000 hrs]
Tested with WAVE-SW-WSC-DRY

CCT	1.0W/FT				2.0W/FT				4.0W/FT			
	ENC/CL		ENC/TL		ENC/CL		ENC/TL		ENC/CL		ENC/TL	
	LM	CRI	LM	CRI	LM	CRI	LM	CRI	LM	CRI	LM	CRI
2400K	46	93	49	93	123	93	134	93	273	93	292	93
2700K	51	96	34	98	136	97	93	98	297	97	206	98
3000K	55	95	52	95	147	95	139	95	317	96	300	96
3500K	52	98	39	98	140	98	104	98	306	97	230	97
4000K	54	97	51	97	144	97	137	97	312	96	290	97

6 DIODE VISIBILITY

TEMPERATURE RATINGS

	1.0 W/FT		2.0 W/FT		4.0 W/FT	
	Min	Max	Min	Max	Min	Max
Ambient Operating Temp - Surface	-4°F	135°F	-4°F	130°F	-4°F	105°F
Storage Temp	-4°F	140°F	-4°F	140°F	-4°F	140°F
Installation Temp	50°F	100°F	50°F	100°F	50°F	100°F

BUG RATING

WATTAGE	B	U	G
1.0 (ALL CCTs), 2.0 (ALL CCTs), 4.0 (ALL CCTs)	B0	U1	G0

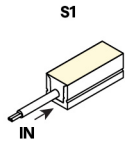


Q-CAP WAVE STATIC WHITE

24VDC Flexible Fixtures

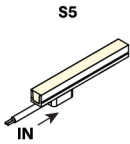
7 WIRE INPUT/OUTPUT

SINGLE (Input only)



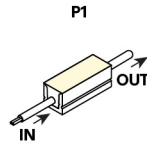
End Feed

SEAMLESS SINGLE (Input only)



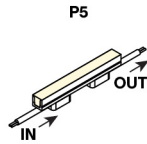
Seamless Feed

PASS THROUGH (Input/Output)



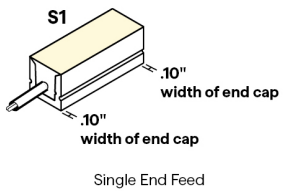
End Feed

SEAMLESS PASS THROUGH (Input/Output)

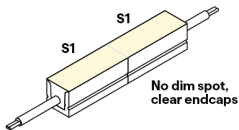


Seamless Feed

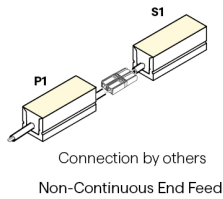
CONFIGURATION OPTIONS



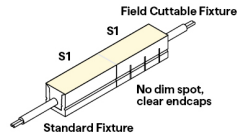
Single End Feed



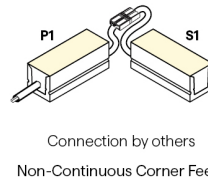
Continuous End to End Feed



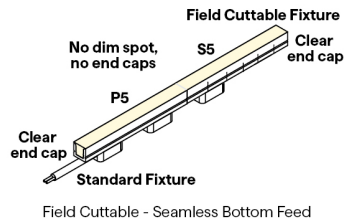
Non-Continuous End Feed



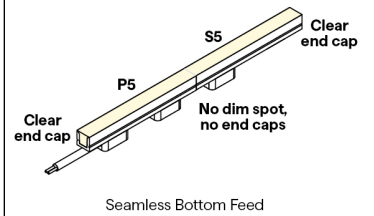
Field Cuttable - Continuous End to End Feed



Non-Continuous Corner Feed



Field Cuttable - Seamless Bottom Feed



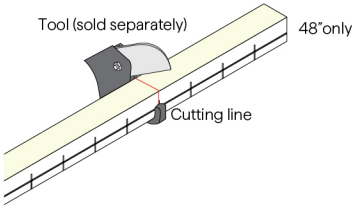
Seamless Bottom Feed




Q-CAP WAVE STATIC WHITE

24VDC Flexible Fixtures

FIELD CUTTABLE MARKING



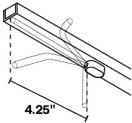
Field cuttable fixtures are sold in 4' increments and go at the end of a run, allowing for easy field adjustment



Note: Only FC fixtures are field cuttable — Do not attempt to cut non FC fixtures. Cut only on the marked cut lines. Only cut from non-feed end. Do not attempt to cut while power is on.

SEAMLESS

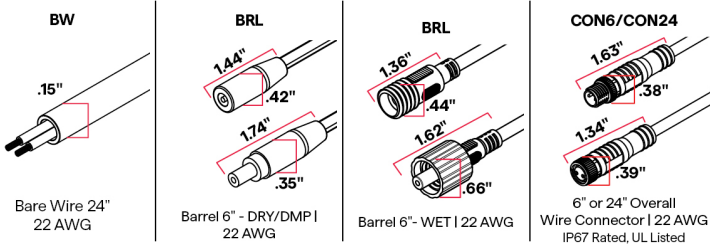
Shown with bare wire, connectors vary



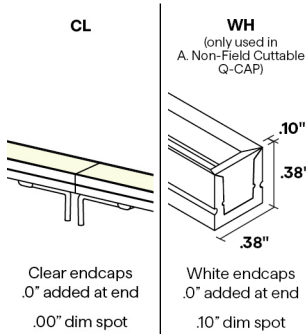
Omnidirectional wireways
S5, P5

8 / 9 CONNECTOR/WIRE - IN/OUT

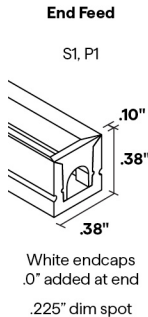
Connector/Wire In or Out not needed to specify product. Typical selection is S1 for Wire Input/Output, BW for Connector/Wire In, N/A for Connector/Wire Out, and WH for End Caps



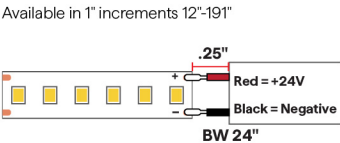
10 END CAPS (NO FEED)



END CAPS (WITH FEED)



11 LENGTH - WIRING DETAIL

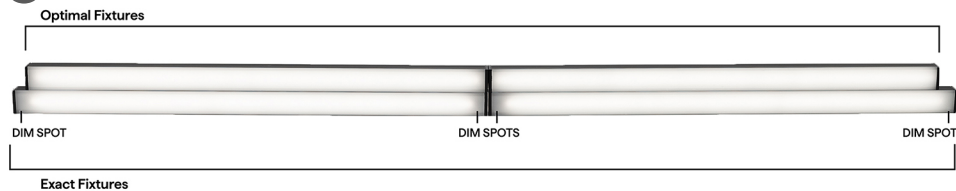




Q-CAP WAVE STATIC WHITE

24VDC Flexible Fixtures

12 EXACT/OPTIMAL FIXTURE LENGTH



Exact fixtures are the exact length specified. Optimal fixtures' length is rounded down based on LED cut points to allow the fixture to be illuminated end to end. For runs with multiple fixtures that need to fill a specific length, it's recommended to order all optimal fixtures with an exact fixture at the end of the run.





SW LENGTHS BY INCH

Available in any length in between 12" and 191", chart below shows example lengths. Exact fixtures are the length specified. Optimal fixtures' length is rounded down with illumination end to end. All fixtures' tolerance is +0 - 1/8". Consult factory for lengths under 12".

EXACT LENGTH

Requested Length	Potential dim spot on either end of fixture
12"	.5"
13"	.5"
14"	.5"
15"	.5"
16"	.5"
17"	.5"
18"	.5"
19"	.5"
20"	.5"
21"	.5"
22"	.5"
23"	.5"
24"	.5"
36"	.5"
48"	.5"
60"	.5"
72"	.5"
84"	.5"
96"	.5"

OPTIMAL LENGTH

Requested Nominal Length	S1	P1	S5 & P5	
				
12"	11.5"	11.75"	11.25"	
13"	12.5"	12.75"	12.25"	
14"	13.5"	13.75"	13.25"	
15"	14.5"	14.75"	14.25"	
16"	15.5"	15.75"	15.25"	
17"	16.5"	16.75"	16.25"	
18"	17.5"	17.75"	17.25"	
19"	18.5"	18.75"	18.25"	
20"	19.5"	19.75"	19.25"	
21"	20.5"	20.75"	20.25"	
22"	21.5"	21.75"	21.25"	
23"	22.5"	22.75"	22.25"	
24"	23.5"	23.75"	23.25"	
36"	35.5"	35.75"	35.25"	
48"	47.5"	47.75"	47.25"	
60"	59.5"	59.75"	59.25"	
72"	71.5"	71.75"	71.25"	
84"	83.5"	83.75"	83.25"	
96"	95.5"	95.75"	95.25"	



Q-CAP WAVE STATIC WHITE

24VDC Flexible Fixtures

COMPATIBLE POWER SUPPLIES

See power supplies cut sheets for more information. Data subject to change, all data has +/- 5% tolerance.

DIM TO LEVEL	INDOOR	OUTDOOR
	MICRO 5-SW	MICRO 5-SW
Dim to Black	Q6M-DC+CAP QTM-DC+CAP iQ-PH+QD1	QOM-DC+CAP QOM-PH
0.1%	QT-CAB-QZ-PH/0-10V QT-CAB-eLED+0-10V QT-CAB-eLED+0-10V-AWN QT-CAB-eLED+DALI-DT6 QT-CAB-eLED+DALI-DT6-AWN QTM-eLED+0-10V QTM-eLED+0-10V-AWN QTM-eLED+DALI-DT6 QTM-eLED+DALI-DT6-AWN QZ-BOWTIE+DIMMER QZ-DMX QZ-PH/0-10V QZ-STICK-PH/0-10V QZLP	Q-SET-QZ-DMX Q-SET-QZ-PH/0-10V Q-SET-eLED+0-10V QOM-eLED+0-10V QOM-eLED+DALI-DT6 QOM-eLED+PS-DALI-DT6 QZ-DMX QZ-PH/0-10V
1%	QTM-eLED(E) QZ-DALI-DT6	Q-SET+QZ-DALI-DT6 QZ-DALI-DT6
10%	Non-Dim Power Supply with SW App Dongle	Q-HEX-mini-DC Q-SET-mLED







DIMMING PROTOCOL	INDOOR	OUTDOOR
	MICRO 5-SW	MICRO 5-SW
Non-Dim	QT-CAB-eLED-ND QTM-eLED-ND QZ-ND	Q-SET-QZ-ND Q-SET-eLED-ND QOM-eLED-ND QZ-ND
Phase	Q6M-DC+CAP QT-CAB-QZ-PH/0-10V QTM-DC+CAP QTM-eLED(E) QZ-BOWTIE+DIMMER QZ-PH/0-10V QZ-STICK-PH/0-10V QZLP iQ-PH+QD1	Q-HEX-mini-DC Q-SET-QZ-PH/0-10V Q-SET-mLED QOM-DC+CAP QOM-PH QZ-PH/0-10V
0-10V	QT-CAB-QZ-PH/0-10V QT-CAB-eLED+0-10V QT-CAB-eLED+0-10V-AWN QTM-eLED+0-10V QTM-eLED+0-10V-AWN QZ-PH/0-10V QZ-STICK-PH/0-10V QZLP	Q-SET-QZ-PH/0-10V Q-SET-eLED+0-10V QOM-eLED+0-10V QZ-PH/0-10V
Lutron Athena	QT-CAB-eLED+0-10V-AWN QT-CAB-eLED+DALI-DT6-AWN QTM-eLED+0-10V-AWN QTM-eLED+DALI-DT6-AWN	
ECO System	QTM-eLED(E)	
DMX	QZ-DMX	Q-SET-QZ-DMX QZ-DMX
DALI-2: DT6	QT-CAB-eLED+DALI-DT6 QT-CAB-eLED+DALI-DT6-AWN QTM-eLED+DALI-DT6 QTM-eLED+DALI-DT6-AWN QZ-DALI-DT6	Q-SET+QZ-DALI-DT6 QOM-eLED+DALI-DT6 QZ-DALI-DT6
SCENE App Dimmed	Non-Dim Power Supply with SW App Dongle	







Q-CAP WAVE STATIC WHITE

24VDC Flexible Fixtures

COMPATIBLE MOUNTING ACCESSORIES

QUOVA-MICRO	NJ-MICRO	BL-MICRO	NL-MICRO	SD-L-MICRO	iQ-QCAP-UNV-CUTTER
					
QUOVA Knife Edge	J Mounting Bracket	Backwards L Mounting Bracket	L Mounting Bracket	L Mounting Bracket	QTL recommended FC Cutter

COMPATIBLE WIRING ACCESSORIES

Q-mini-J	Q-mini-J5	BARREL-EXT	BARREL FOUR-FER	CON120-EXT	CON FOUR-FER
					
UL Listed, miniature junction box, DRY/DMP (WET rated with silicone)	UL Listed, miniature junction box, DRY/DMP (WET rated with silicone)	8ft barrel cable extender DRY ONLY	Splits lead from one to four LED Barrel connector fixtures, DRY/DMP	10ft Con cable extender DRY/DMP/WET	Splits lead from one to four LED Con connectors DRY/DMP/WET

COMPATIBLE CONTROL ACCESSORIES

SCENE APP DONGLE

Wi-Fi or Bluetooth Connectivity

COMPATIBLE APPS

NFC APP

Read and write DMX addresses and adjust voltage